

I Series A105S (formerly Teledex iPhone™) Faceplate Worksheet

Project Contact

Name _____
 Phone _____
 Fax _____
 Email _____

Property Contact

Name _____
 Phone _____
 Fax _____
 Email _____

Color Selections *

Faceplate Paper: White Gray Ash
 Text _____ Symbols _____
 Logo _____

* Please provide PMS color reference numbers when possible.


Quantities and Room #s

Faceplate Qty _____
 Room #s: Yes No (If Yes, how many?) _____
 (If No, should a blank Room # box be printed?): Yes No

Button Labeling*

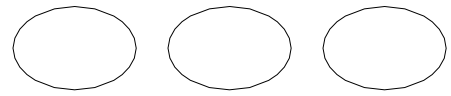
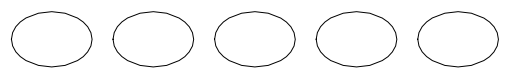
**see icon worksheet*

Text	International Symbol	
	Symbol Number	Above/Below Button
Button 1		
Button 2		
Button 3		
Button 4		
Button 5		

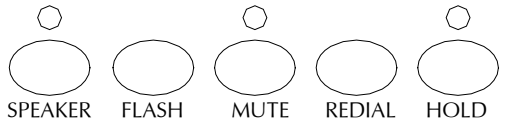
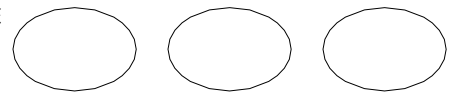
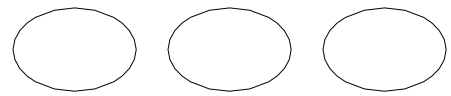
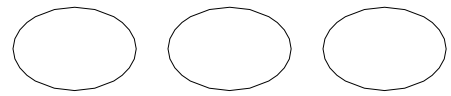


DATA PORT

To specify dialing instructions and property information please see **Dialing Instructions Worksheet**



VOLUME



Auto Dial Key